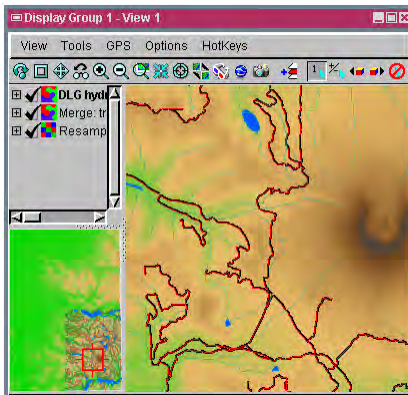


# Use Arrow Keys to Pan the View

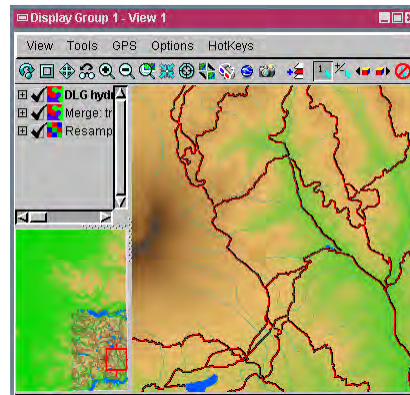
**DID YOU KNOW . . .** you can use the arrow keys on your keyboard as “hot keys” to scroll the view?

## What Using Arrow Keys Gives You

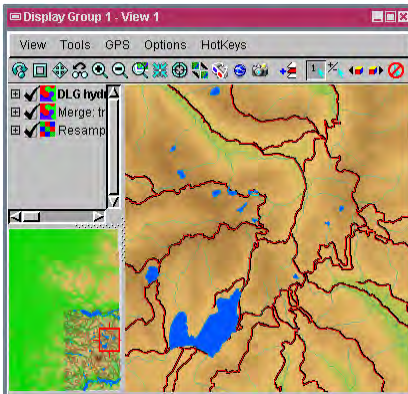
- Ability to scroll the view using the keyboard
- Systematically step through the view horizontally or vertically
- Pan by 90% increments to the left, right, up, and down



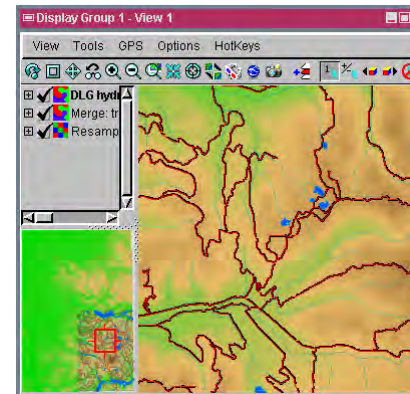
View 1: initial view



View 2: Pan 90% to the right from View 1



View 3: Pan 90% to up from View 2



View 4: Pan 90% to the left from View 3

## How to Use Arrow Keys to Pan the View

- With your cursor over the View window canvas, press the right, left, up, or down arrow key on the keyboard to step through the display extents.

**WANT TO KNOW MORE?**

Search the information available on  
**Microlmages' Web Site**

